

**MIQvet**  
A revolution in radiology.

**March 5, 2019**

MIQvet b.v.



# MIQVET, mission statement.



MIQvet

2 MIQVET, mission statement.

MIQvet, the first access

Calibration

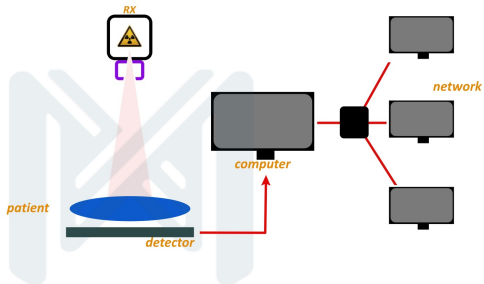
Start the application



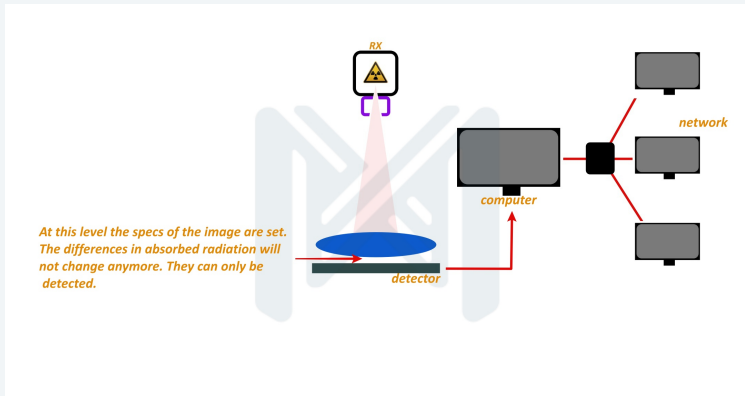
## MIQVET

**The aim of the MIQvet project is to facilitate diagnosis in veterinary radiology by revealing as many details as possible in any X-ray image.**

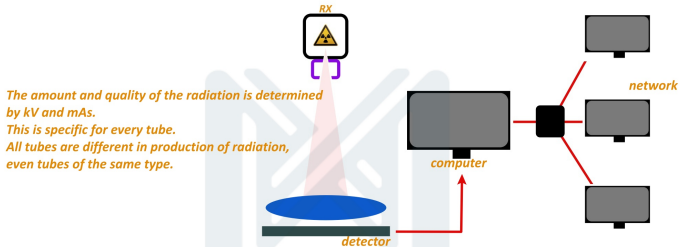
# MIQVET, the importance of kV and mAs.



# MIQVET, the importance of kV and mAs.

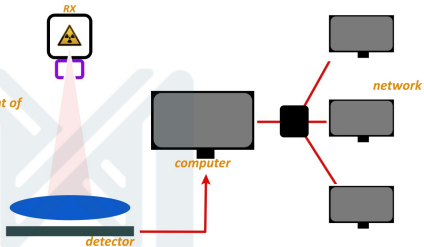


# MIQVET, the importance of kV and mAs.



# MIQVET, the importance of kV and mAs.

*Specs of the detector determine the amount of radiation needed for imaging.  
Just as tubes all detectors are different in their sensitivity for detecting radiation.*



# MIQVET, the importance of kV and mAs.

*The computer can improve image quality with post processing but cannot add information.*

